


Lightning!



A Game For Two Players



Materials Needed:
Playing Cards





Jack = 11 Queen = 12
King = 13 Ace = 1

Directions:

- *Shuffle the deck of cards. Place them face down in between you and your partner.
- *Turn over five cards to make a row, then flip the top card of the deck. This top card is your target card. Using at least two cards and any combination of operations, be the first to “make” the target number.
- *If you have a way to make your target, say, “LIGHTNING!” and tell your partner the complete number sentence. If it is a true number sentence, you keep the cards you used to make the target number (including the target card) and replace the empty places with new cards from the deck. There should always be 5 cards in play and one new target for each round.
- *The person with the most cards at the end is the winner- so try to use as many cards as you can for your target! For example:



(Target)



You could say $6 \div 3 = 2$ and take those 3 cards.

Or you could say $9 + 4 - 11 = 2$ and take those 4 cards!



Clip Art from
[Scrappin Doodles](#)



Follow my blog!
ideasbyjivey.blogspot.com

Follow me on Facebook!
www.facebook.com/IdeasByJivey